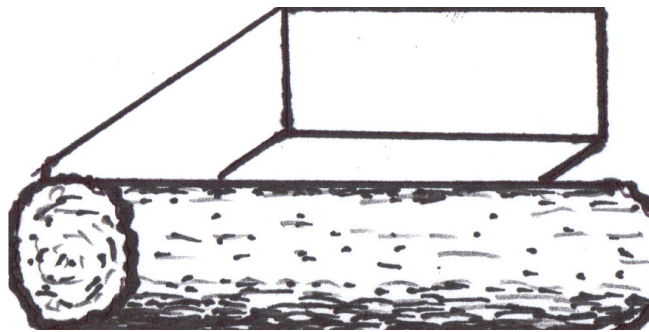
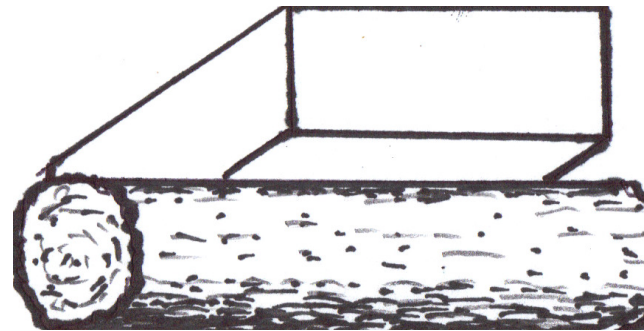


2-D Mobile Activity Sheet 2: The Six Stages of the Wheel

1. Roller



1. Roller




2. Sledge



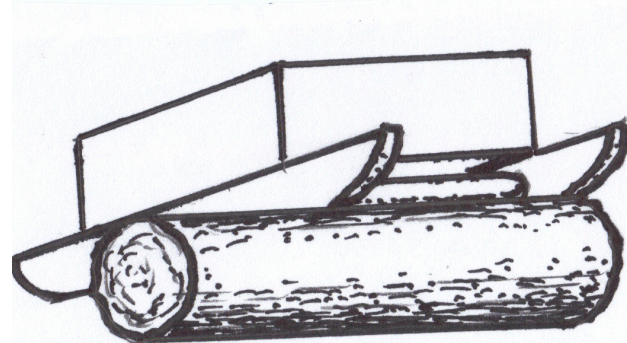
2. Sledge




3. Sledge On Roller



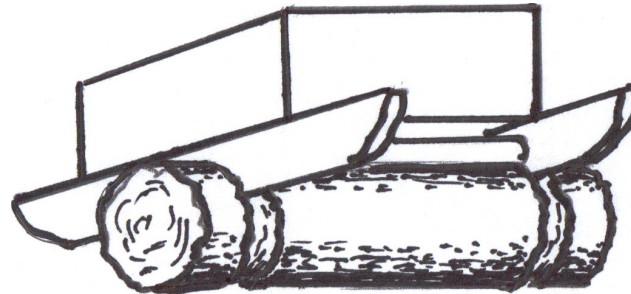
3. Sledge On Roller



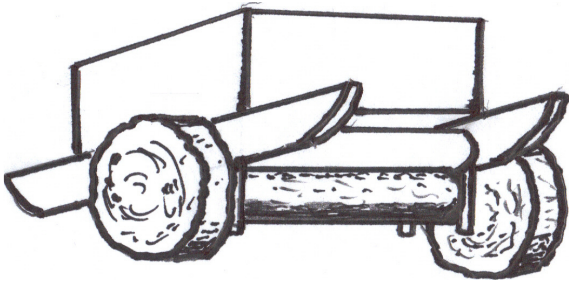
4. Sledge on Grooved Roller




4. Sledge on Grooved Roller




5. Two Wheels with a Fixed Axle Spinning
between Pegs”



5. Two Wheels with a Fixed Axle Spinning
between Pegs”



6. Two Wheels with an Axle
Attached with Bearings



6. Two Wheels with an Axle
Attached with Bearings

